

EBARA



EBARA

EBARA Fluid Handling

an EBARA International Corporation company



Submersible Wastewater Pump

Model DSC3, DSCA3

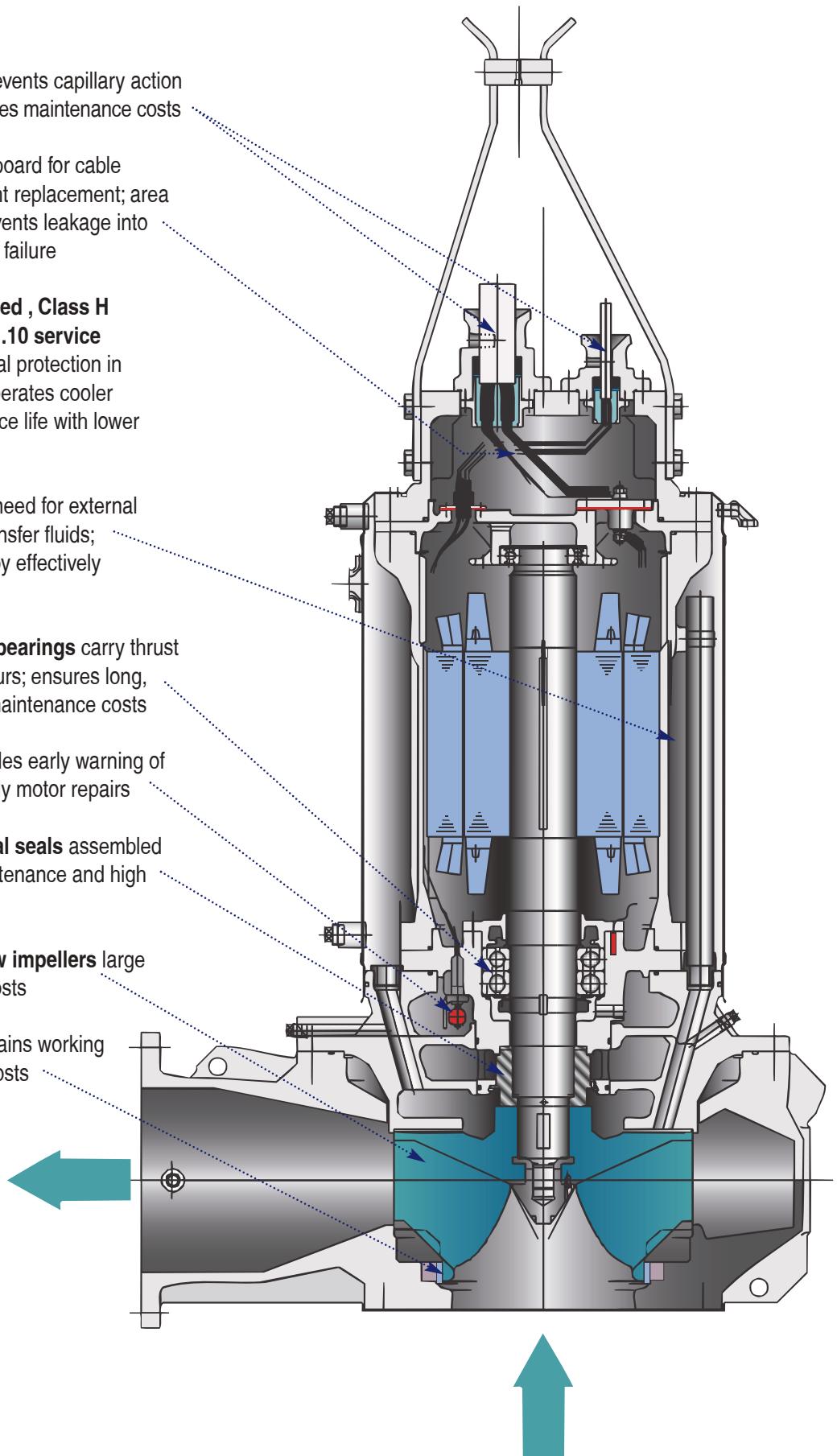


water | wastewater | flood control

Model DSC3 / DSCA3

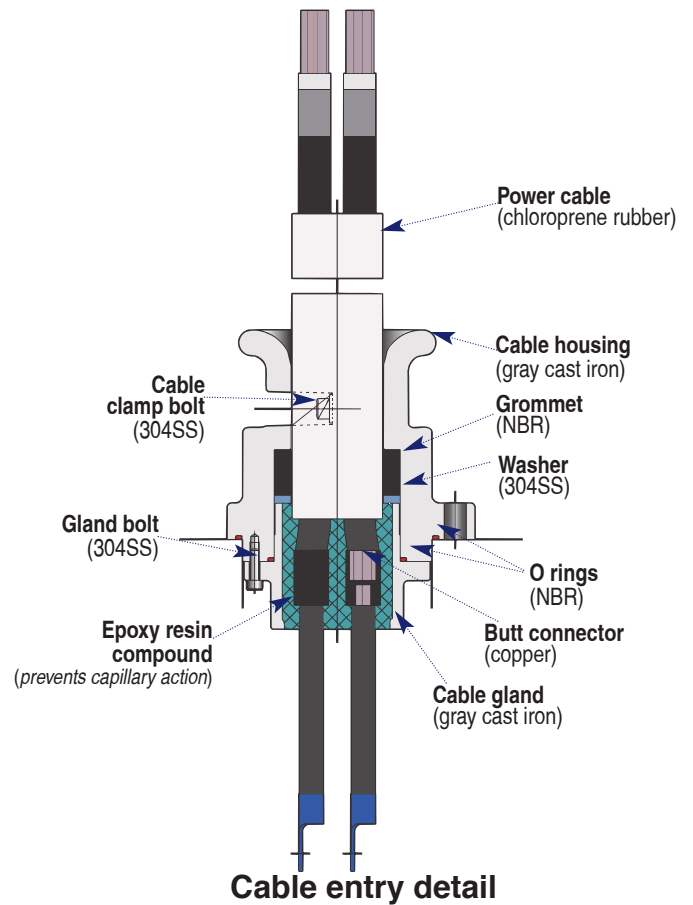
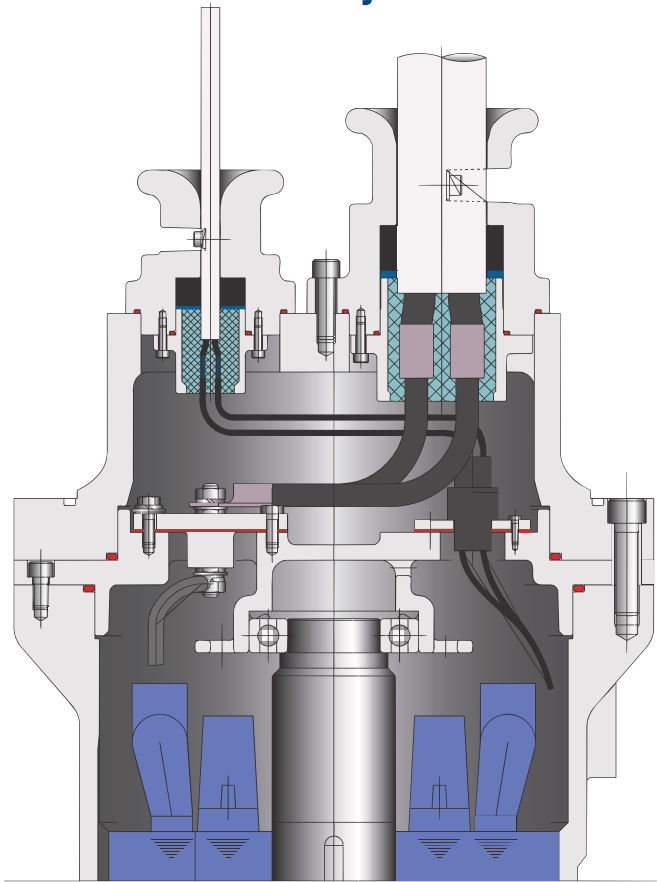
Features

- **Watertight cable entry system** prevents capillary action and protects against moisture; reduces maintenance costs
- **Junction area** includes a terminal board for cable connections allowing for fast efficient replacement; area sealed from the stator housing; prevents leakage into the motor; reduces the possibility of failure
- **Heavy duty, high efficiency, air filled, Class H insulated, rated for 311°F with a 1.10 service factor** dissipates heat easily; thermal protection in each phase of windings protects; operates cooler with higher efficiencies; longer service life with lower operating costs
- **Self cooling jacket** eliminates the need for external pumping devices or special heat transfer fluids; offers simplicity and high reliability by effectively dissipating heat
- **Double and triple row lubricated bearings** carry thrust loading with L-10 life of 100,000 hours; ensures long, dependable operation and lowers maintenance costs
- **Float type leakage detector** provides early warning of mechanical seal failure; avoids costly motor repairs
- **Cartridge type, duplex mechanical seals** assembled in tandem arrangement; easy maintenance and high reliability
- **High efficiency, closed mixed flow impellers** large diameter solids; lowers operating costs
- **Replaceable case liner ring** maintains working clearances while reducing casing costs

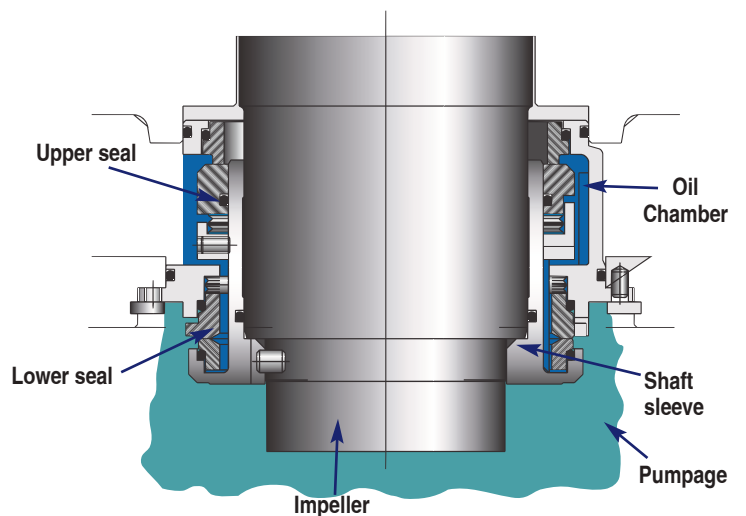
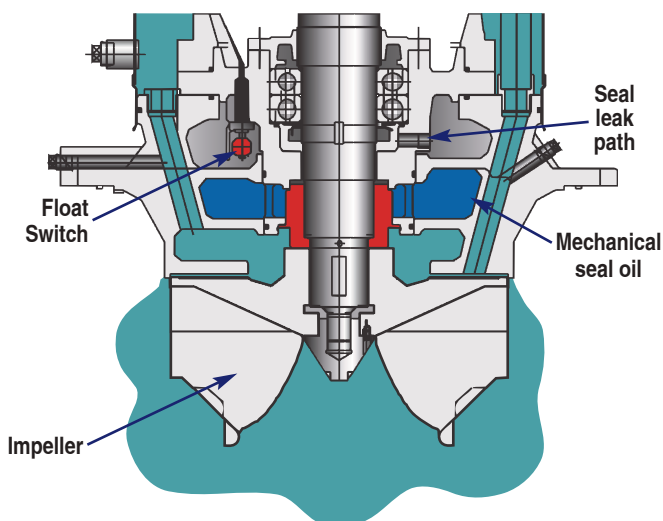


Model DSC3 / DSCA3

Model DSC3 sealed junction area



Leak detection area



- Upper seal O rings — NBR
- Upper seal faces — Carbon vs Ceramic
- Lower seal O rings — Viton
- Lower seal faces — Silicon carbide vs Silicon carbide
- Seal springs — 304SS
- Shaft sleeve — 304SS

Note: Optional seal face materials available

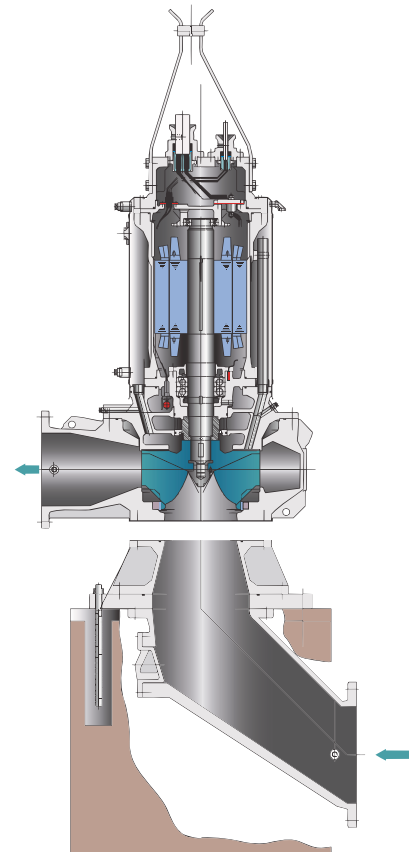
Double mechanical seal detail

Model DSC3 / DSCA3

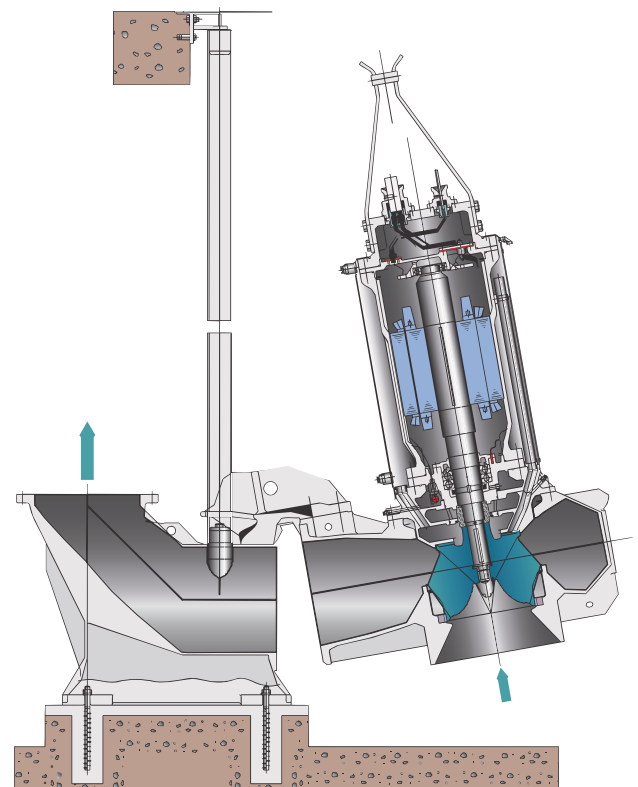
Standard Specifications

Design	Discharge	6 to 24 inch
	Horsepower	30 to 500
	Capacity	530 to 7000 GPM
	Total head	8 to 300 feet
	Max. Liquid temp.	104°F/40°C
	Max. Submergence	114 feet (35 m)
	Speed	1800, 1200, 900, 700, 600 RPM
Materials	Casing	Cast Iron
	Impeller	Cast Iron
	Casing Ring	420 Stainless Steel (enclosed impeller models)
	Shaft	403 Stainless Steel
	Motor Frame	Cast Iron
	Cooling Jacket	Steel
Fastener	304 Stainless Steel	
Construction	Impeller Type	Enclosed Mixed Flow <i>Optional: Impeller Ring (enclosed impeller models)</i>
	Shaft Seal	Cartridge type duplex mechanical seals in tandem arrangement
	Material – Upper	Carbon/Ceramic
	Material – Lower	Silicon Carbide/Silicon Carbide <i>Optional materials available, consult factory.</i>
	Bearing	Grease Lubricated Ball Bearing
	Motor	Class H insulation Air filled water tight with cooling jacket 15 starts/hour, 1.15 Service Factor <i>Optional: FM explosion proof, Class 1, Group C, D 60Hz, 460V</i> Built-in winding temperature detector Built-in float type leak detector <i>Optional: Temperature detector for thrust bearing</i>
	Mounting method	Wet Pit: Quick discharge connector (QDC) Dry Pit: with baseplate (DSCA4)
	Accessories	33 ft. (15.24 m) water tight rubber insulated flexible cable <i>Optional cable lengths available, consult factory.</i>

ISO 9000, ISO 9001



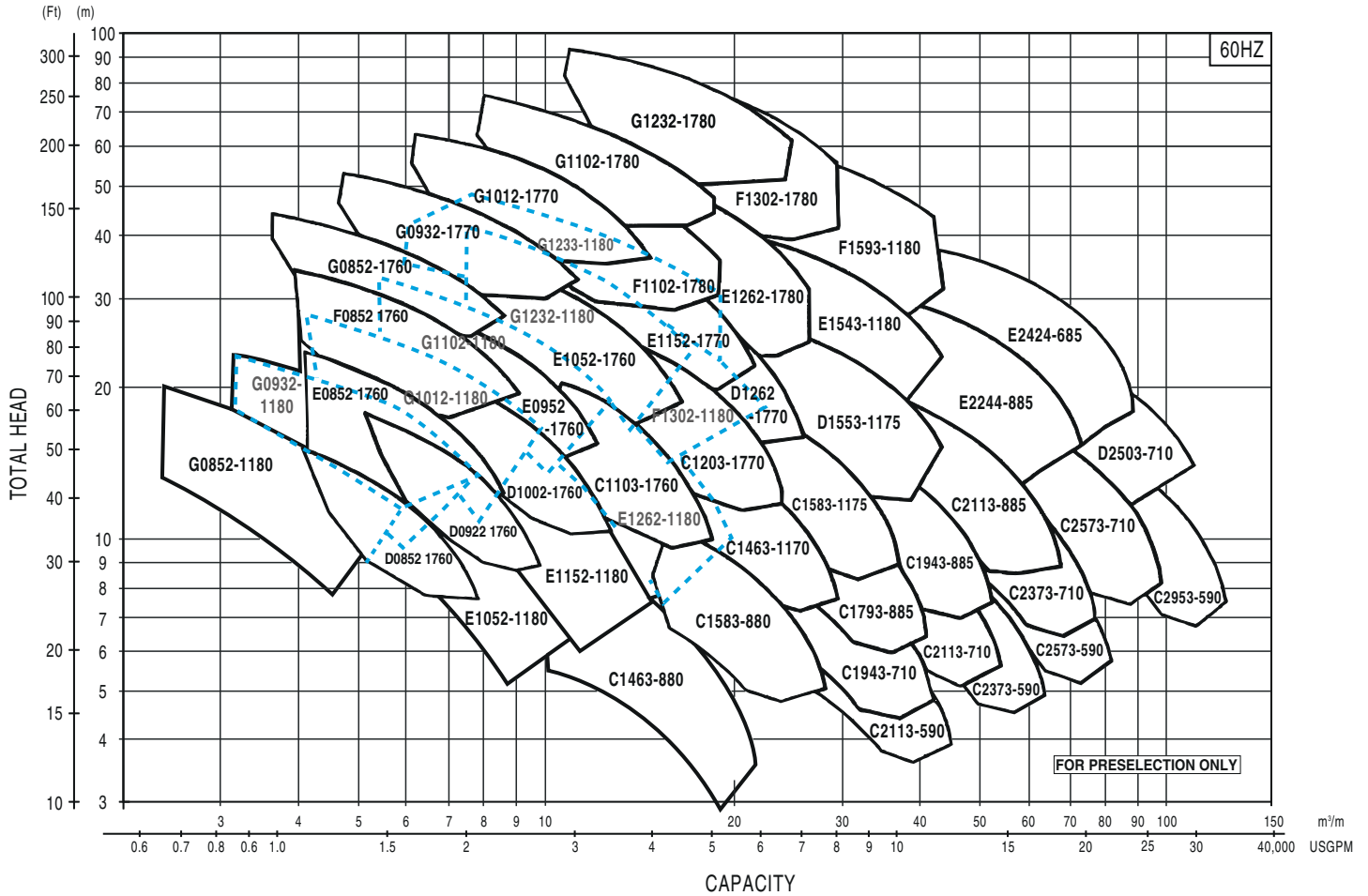
Dry Pit Installation



Wet Pit Installation

Model DSC3 / DSCA3

Selection chart



EBARA Fluid Handling

1651 Cedar Line Drive • Rock Hill, SC 29730 • t (803) 327 - 5005 • f (803) 327 - 5097

www.pumpsebara.com

© 2010 EBARA International Corporation, All rights reserved.

* All specifications subject to change without notice.

EFHDLFU0116