

W e . s u p p o r t . t h e  
i n n o v a t i o n s . o f . c u s t o m e r s

# Leak - Proof Flow & Control Solution Partner


The Best Partner  
for Value Creation

**Instrument** Pipe Fittings

**HanSun**

한선엔지니어링(주)  
HANSUN ENGINEERING CO., LTD.







## Certificate List



GOOD DESIGN

Good design



N



NPT



NS



API Spec. Q1



API Monogram



API ISO/TS 29001



KS



ABS



Lloyd's



DNV

■ Features

- All instrument thread fittings are designed in accordance with ASME B31.3 for instrument and process.
- Male thread are protected with cap.
- Burr-free internal and outside surfaces.
- NPT threads are based on requirement of ASME B1.20.1

• Material Standards & Temperature Ratings

Material	Bar Stock	Forgings	Temperature
SS316	ASTM A479 ASTM A276	ASTM A182	-325°F-1200°F (-198°C-648°C)
Brass	ASTM B16, ASTM B453	ASTM B283	-325°F-400°F (-198°C-204°C)
Carbon steel	ASTM A108 JIS G4051	JIS G4051	-20°F-350°F (-29°C-176°C)

• Gasket and O-ring Temperature Ratings

Component	Material	Temperature Ratings
O-ring	Buna N	-13°F to 23°F of (-25°C to 110°C)
	FKM (Viton®)	-20°F to 400°F (-28°C to 204°C)
SCG	Copper	-325°F to 400°F (-198°C to 204°C)
SBG	Buna N	-13°F to 230°F (-25°C to 100°C)
	FKM(Viton®)	5°F to 400°F (-15°C to 204°C)
Thread sealant teflon tape		-320°F to 450°F (-196°C to 232°C)

■ Pressure Ratings

Size Designator	NPT Size	316 Stainless Steel				Brass				Carbon steel			
		Male		Female		Male		Female		Male		Female	
		psig	bar	psig	bar	psig	bar	psig	bar	psig	bar	psig	bar
1	1/16	11,000	757	6,700	416	5,500	378	3,300	227	11,000	757	6,700	461
2	1/8	10,000	689	6,500	447	5,000	344	3,200	220	10,000	689	6,500	447
4	1/4	8,000	551	6,600	454	4,000	275	3,300	227	8,000	551	6,600	454
6	3/8	7,800	537	5,300	365	3,900	268	2,600	179	7,800	537	5,300	365
8	1/2	7,700	530	4,900	337	3,800	261	2,400	165	7,700	530	4,900	337
12	3/4	7,300	502	4,600	316	3,600	248	2,300	158	7,300	502	4,600	316
16	1	5,300	365	4,400	303	2,600	179	2,200	151	5,300	365	4,400	303
20	1 1/4	6,000	413	5,000	344	3,000	206	2,500	172	6,000	413	5,000	344
24	1 1/2	5,000	344	4,600	316	2,500	172	2,300	158	5,000	344	4,600	316
30	2	3,900	268	3,900	268	1,900	130	1,900	130	3,900	268	3,900	268

- Pressure ratings listed are for temperature up to 37.8C (100°F).
- Based on Pressure Pipe Code ASME B31.3 pressure rating is calculated with an allowable stress value of 20,000psi SS316, 10,000psi, brass 20,000psi, carbon Steel.
- To determine the working pressure in accordance with Power Pipe Code ASME B31.1, multiply psig by 0.94. Brass pressure ratings remain the same.
- Due to larger outer diameter of female threads rating of female are lower than male threads.
- To determine kPa rating, multiply psig by 6.89.
- Reducing Hex Bushing (P-SHB) pressure rating is not covered in this table. See the pressure rating in the dimensional data chart.

■ Ordering Information

Material	S.Steel 316	S.Steel 316L	Carbon Steel	Brass
Identifier	S6	6L	CS	BS

• Example: P - SHN - 8N - S6  
 Pipe fitting ——— Name of fitting ———  
 Material ———  
 Pipe thread Size ———

• Pipe Thread Symbol & Designator

Pipe Size	Designator	NPT	ISO Thread	
			Tapered (7/1)	Paraller (228/1)
1/8	2	2N	2R	2G
1/4	4	4N	4R	4G
3/8	6	6N	6R	6G
1/2	8	8N	8R	8G
3/4	12	12N	12R	12G
1	16	16N	16R	16G

**P-SCN**  
Close Nipple  
(Male NPT both ends)



06

**P-SHN**  
Hex Nipple  
(Male NPT both ends)



06

**P-SHRN**  
Hex Reducing Nipple  
(Male NPT to reduced male NPT)



06

**P-SHN**  
Hex Nipple  
(Male NPT to ISO tapered)



06

**P-SHN**  
Hex Nipple  
(Male NPT to male ISO parallel)



07

**P-SHLN**  
Hex Long Nipple  
(Male NPT both ends)



07

**P-MFAA**  
Adapter  
(Female NPT to male NPT)



07

**P-MFRA**  
Reducing Adapter  
(Female NPT to reduced male NPT)



07

**P-MFAA**  
Adapter  
(Female NPT to male ISO tapered)



08

**P-MFAB**  
Adapter  
(Female NPT to male ISO parallel)



08

**P-SHB**  
Reducing Hex Bushing  
(Male NPT to reduced female NPT)



08

**P-SC**  
Pipe Cap  
(Female NPT)



09

**P-SP**  
Pipe Plug  
(Male NPT)



09

**P-SHC**  
Hex Coupling  
(Female NPT both ends)



09

**P-SHRC**  
Hex Reducing Coupling  
(Female NPT to reduced female NPT)



09

**P-SL**  
Elbow  
(Female NPT both ends)



10

**P-SSL**  
Street Elbow  
(Female to male NPT)



10

**P-SRSL**  
Reducing Street Elbow  
(Female to male NPT)



10

**P-SML**  
Male Elbow  
(Male NPT both ends)



10

**P-ST**  
Tee  
(Female NPT)



11

**P-SRT**  
Run Tee  
(Female to male to female NPT)



11

**P-SBT**  
Branch Tee  
(Female to male to male NPT)



11

**P-SMT**  
Male Tee  
(Male NPT)



11

**P-SUJ**  
Union Ball Joint  
(Female NPT both ends)



11

**SCG**  
Iso Parallel Gasket



11

**P-SWFC**  
Union  
13



**P-SWL**  
Union Elbow



13

**P-SWT**  
Union Tee  
(Female NPT both ends)



13

**P-SWMC**  
Male Connector



13

**P-SWFCN**  
Female Connector



13

**P-SWML**  
Male Elbow



13

**P-SWFL**  
Female Elbow



14

**P-SWRM**  
Pipe Weld to Tube  
Socket Weld



14

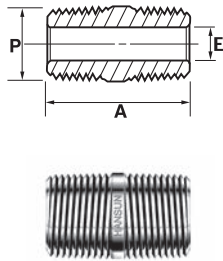
**P-SWRM**  
Tube Weld to Tube  
Socket Weld



14

### P-SCN

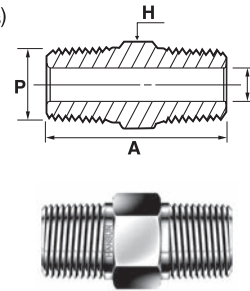
Close Nipple  
(Male NPT both ends)



Part Number	P Pipe Size	A	E
P-SCN- 2N	1/8	19.05	4.8
P-SCN- 4N	1/4	28.4	7.1
P-SCN- 6N	3/8	28.4	9.6
P-SCN- 8N	1/2	31.7	11.9
P-SCN-12N	3/4	31.7	15.7
P-SCN-16N	1	47.8	22.4

### P-SHN

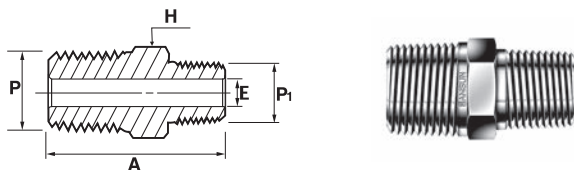
Hex Nipple  
(Male NPT both ends)



Part Number	P Pipe Size	A	E	H Hex
P-SHN- 2N	1/8	25.4	4.8	11.1
P-SHN- 4N	1/4	35.3	7.1	14.2
P-SHN- 6N	3/8	36.1	9.6	17.4
P-SHN- 8N	1/2	46.7	11.9	22.2
P-SHN-12N	3/4	46.7	15.7	26.9
P-SHN-16N	1	58.7	22.3	34.9

### P-SHRN

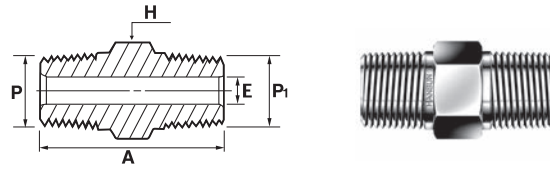
Hex Reducing Nipple  
(Male NPT to reduced male NPT)



Part Number	P Pipe Size	P1 Reduced Pipe Size	A	E	H Hex
P-SHRN- 4-2N	1/4	1/8	30.7	4.8	14.2
P-SHRN- 6-2N	3/8	1/8	32.0	4.8	17.4
P-SHRN- 6-4N	3/8	1/4	36.1	7.1	17.4
P-SHRN- 8-2N	1/2	1/8	37.2	4.8	22.2
P-SHRN- 8-4N	1/2	1/4	41.7	7.1	22.2
P-SHRN- 8-6N	1/2	3/8	41.7	9.6	22.2
P-SHRN-12-4N	3/4	1/4	41.7	7.1	26.9
P-SHRN-12-8N	3/4	1/2	46.7	11.9	26.9
P-SHRN-16-4N	1	1/4	49.3	7.1	34.9
P-SHRN-16-8N	1	1/2	54.1	11.9	34.9

### P-SHN

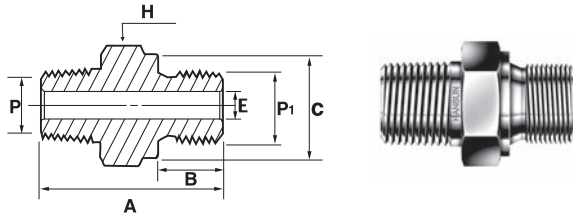
Hex Nipple  
(Male NPT to ISO tapered)



Part Number	P NPT Thread Size	P1 BSP/ISO Thread Size	A	E	H Hex
P-SHN- 2NR	1/8	1/8-28 7/1	24.6	4.1	11.1
P-SHN- 4NR	1/4	1/4-19 7/1	35.6	6.4	14.2
P-SHN- 6NR	3/8	3/8-19 7/1	36.3	9.7	17.4
P-SHN- 8NR	1/2	1/2-14 7/1	46	11.9	22.2
P-SHN-12NR	3/4	3/4-14 7/1	46.7	15.7	26.9
P-SHN-16NR	1	1-11 7/1	58.9	22.4	34.9

### P-SHN

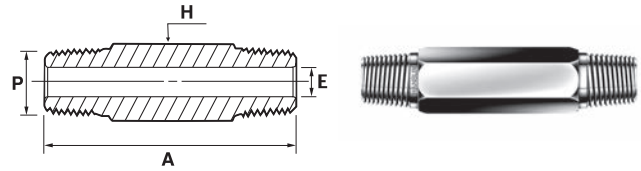
Hex Nipple  
(Male NPT to male parallel)



Part Number	P NPT Thread Size	P1 BSP/ISO Thread Size	A	B	C	E	H Hex
P-SHN - 2NG	1/8	1/8-28 228/1	27.4	7.1	13.7	4.1	14.2
P-SHN - 4NG	1/4	1/4-19 228/1	36.8	11.2	17.8	5.8	19.05
P-SHN - 6NG	3/8	3/8-19 228/1	37.6	11.2	21.8	7.9	22.2
P-SHN - 8NG	1/2	1/2-14 228/1	45.0	14.2	26.1	11.9	26.9
P-SHN-12NG	3/4	3/4-14 228/1	49.0	15.7	31.5	15.7	33.3
P-SHN-16NG	1	1-11 228/1	56.9	18.3	38.9	19.8	41

### P-SHLN

Hex Long Nipple  
(Male NPT both ends)



Part Number	P Pipe Size	A	E	H Hex
P-SHLN - 2N	1/8	★	4.8	11.1
P-SHLN - 4N	1/4	★	7.1	14.2
P-SHLN - 6N	3/8	★	9.7	17.4
P-SHLN - 8N	1/2	★	11.9	22.2
P-SHLN -12N	3/4	★	15.7	26.9
P-SHLN -16N	1	★	22.4	34.9

★ : Configure to order

### P-MFAA

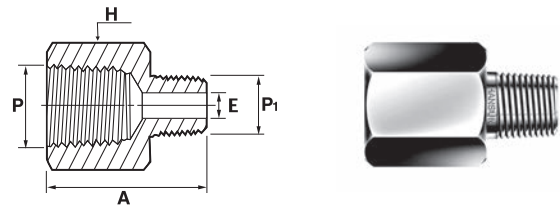
Adapter  
(Female NPT to male NPT)



Part Number	P Pipe Size	A	E	H Hex
P-MFAA - 2N	1/8	27.4	4.8	14.2
P-MFAA - 4N	1/4	35.6	7.1	19.05
P-MFAA - 6N	3/8	37.8	9.6	22.2
P-MFAA - 8N	1/2	49.0	11.9	26.9
P-MFAA -12N	3/4	50.3	15.7	31.7
P-MFAA -16N	1	58.0	22.3	41.2

### P-MFRA

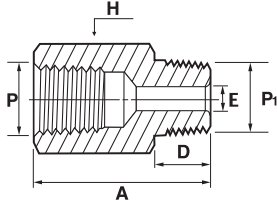
Reducing Adapter  
(Female NPT to reduced male NPT)



Part Number	P Female Pipe Size	P1 Male Pipe Size	A	E	H Hex
P-MFRA - 2 - 4N	1/4	1/8	31.5	4.8	19.05
P-MFRA - 2 - 6N	3/8	1/8	33.5	4.8	22.2
P-MFRA - 4 - 6N	3/8	1/4	37.8	7.1	22.2
P-MFRA - 2 - 8N	1/2	1/8	40.0	4.8	26.9
P-MFRA - 4 - 8N	1/2	1/4	44.5	7.1	26.9
P-MFRA - 6 - 8N	1/2	3/8	44.5	9.6	26.9
P-MFRA - 4-12N	3/4	1/4	45.7	7.1	31.8
P-MFRA - 6-12N	3/4	3/8	45.7	9.6	31.8
P-MFRA - 8-12N	3/4	1/2	51.1	11.9	31.8
P-MFRA - 4-16N	1	1/4	50.8	7.1	41.2
P-MFRA - 8-16N	1	1/2	54.9	11.9	41.2
P-MFRA -12-16N	1	3/4	55.1	15.7	41.2

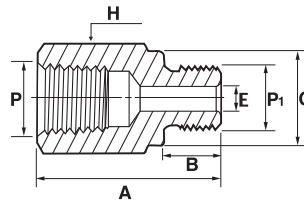
### P-MFAA

Adapter  
(Female NPT to male ISO tapered)



### P-MFAB

Adapter  
(Female NPT to male ISO parallel)

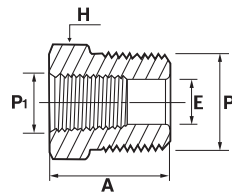


Part Number	P NPT Thread Size	P1 BSP/ISO Thread Size	A	D	E	H Hex
P-MFAA-2RN	1/8	1/8-28 7/1	27.4	9.7	4.8	14.2
P-MFAA-4RN	1/4	1/4-19 7/1	35.8	14.2	7.1	19.05
P-MFAA-6RN	3/8	3/8-19 7/1	37.6	14.2	9.7	22.2
P-MFAA-8RN	1/2	1/2-14 7/1	49.0	19.1	11.9	26.9
P-MFAA-12RN	3/4	3/4-14 7/1	50.3	19.1	15.7	31.8
P-MFAA-16RN	1	1-11 7/1	58.0	23.9	22.3	41.2

Part Number	P NPT Thread Size	P1 BSP/ISO Thread Size	A	B	C	E	H Hex
P-MFAB-2GN	1/8	1/8-28 228/1	24.9	7.1	13.7	4.1	14.2
P-MFAB-4GN	1/4	1/4-19 228/1	33.3	11.2	17.8	5.8	19.05
P-MFAB-6GN	3/8	3/8-19 228/1	37.8	11.2	21.8	7.9	22.2
P-MFAB-8GN	1/2	1/2-14 228/1	43.9	14.2	26.1	11.9	26.9
P-MFAB-12GN	3/4	3/4-14 228/1	50.8	15.7	31.5	15.7	33.3
P-MFAB-16GN	1	1-11 228/1	53.1	18.3	38.9	19.8	41.2

### P-SHB

Reducing Hex Bushing  
(Male NPT to reduced female NPT)

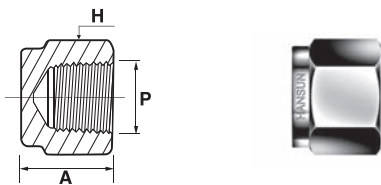


Part Number	P Male Pipe Size	P1 Female Pipe Size	A	E	H Hex	Working Pressure(PSIG)		
						316SS	Brass	Carbon Steel
P-SHB - 4 - 2N	1/4	1/8	26.7	7.1	14.2	5600	3100	6200
P-SHB - 6 - 2N	3/8	1/8	21.8	8.5	17.4	-	-	-
P-SHB - 6 - 4N	3/8	1/4	30.0	9.6	19.05	5200	3100	6200
P-SHB - 8 - 2N	1/2	1/8	27.4	8.5	22.2	-	-	-
P-SHB - 8 - 4N	1/2	1/4	27.4	11.7	22.2	5800	3100	6200
P-SHB - 8 - 6N	1/2	3/8	35.6	11.9	22.2	4400	2500	5100
P-SHB -12 - 4N	3/4	1/4	27.4	11.4	26.9	-	-	-
P-SHB -12 - 6N	3/4	3/8	27.4	15.0	26.9	-	-	-
P-SHB -12 - 8N	3/4	1/2	41.4	15.7	26.9	-	-	-
P-SHB -16 - 4N	1	1/4	34.8	11.4	34.9	-	-	-
P-SHB -16 - 8N	1	1/2	34.8	18.5	34.9	-	-	-
P-SHB -16-12N	1	3/4	34.8	22.4	34.9	-	-	-



### P-SC

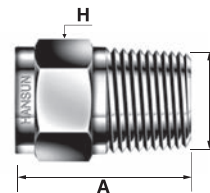
Pipe Cap  
(Female NPT)



Part Number	P Pipe Size	A	H Hex
P-SC- 2N	1/8	19.1	14.2
P-SC- 4N	1/4	22.9	19.05
P-SC- 6N	3/8	26.2	22.2
P-SC- 8N	1/2	34.0	26.9
P-SC-12N	3/4	36.6	31.8
P-SC-16N	1	41.1	41.2

### P-SP

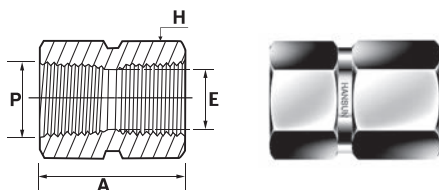
Pipe Plug  
(Male NPT)



Part Number	P Pipe Size	A	H Hex
P-SP- 2N	1/8	19.05	11.1
P-SP- 4N	1/4	24.1	14.2
P-SP- 6N	3/8	25	17.4
P-SP- 8N	1/2	30.5	22.2
P-SP-12N	3/4	30.5	26.9
P-SP-16N	1	38.1	34.9

### P-SHC

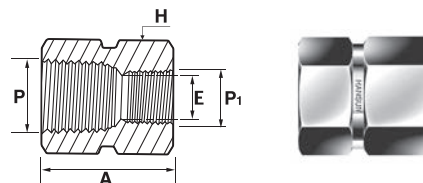
Hex Coupling  
(Female NPT both ends)



Part Number	P Pipe Size	A	E	H Wrench Flat
P-SHC- 2N	1/8	20.3	8.9	14.2
P-SHC- 4N	1/4	30.0	11.7	19.05
P-SHC- 6N	3/8	33.0	15.0	22.2
P-SHC- 8N	1/2	39.4	18.7	26.9
P-SHC-12N	3/4	41.0	23.5	31.8
P-SHC-16N	1	50.5	29.7	41.2

### P-SHRC

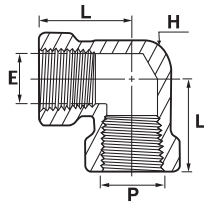
Hex Reducing coupling  
(Female NPT to reduced female NPT)



Part Number	P Pipe Size	P Reduced Pipe Size	A	E	H Hex
P-SHRC - 4 - 2N	1/4	1/8	31.2	8.9	19.05
P-SHRC - 6 - 4N	3/8	1/4	34.8	11.7	22.2
P-SHRC - 8 - 2N	1/2	1/8	39.4	8.7	26.9
P-SHRC - 8 - 4N	1/2	1/4	44.2	11.7	26.9
P-SHRC - 8 - 6N	1/2	3/8	45.0	15.0	26.9
P-SHRC-12 - 4N	3/4	1/4	45.7	11.7	31.8
P-SHRC-12 - 8N	3/4	1/2	52.0	18.7	31.8
P-SHRC-16 - 4N	1	1/4	50.8	11.7	41.2
P-SHRC-16 - 8N	1	1/2	55.4	18.7	41.2
P-SHRC-16-12N	1	3/4	57.0	23.5	41.2

### P-SL

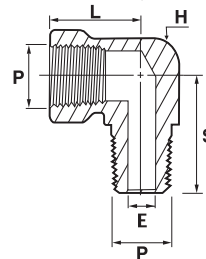
Elbow  
(Female NPT both ends)



Part Number	P Pipe Size	L	E	H Wrench Flat
P-SL- 2N	1/8	24.1	8.9	12.7
P-SL- 4N	1/4	29.0	11.7	17.5
P-SL- 6N	3/8	34.5	15.0	20.6
P-SL- 8N	1/2	37.0	18.7	25.4
P-SL-12N	3/4	46.5	23.5	31.8
P-SL-16N	1	48.8	29.7	42.9

### P-SSL

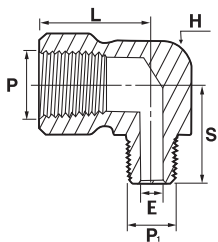
Street Elbow  
(Female to male NPT)



Part Number	P Pipe Size	L	S	E	H Wrench Flat
P-SSL- 2N	1/8	24.1	19.6	4.8	12.7
P-SSL- 4N	1/4	29.0	26.5	7.1	17.5
P-SSL- 6N	3/8	34.5	28.2	9.6	20.6
P-SSL- 8N	1/2	37.0	35.3	11.9	25.4
P-SSL-12N	3/4	46.5	39.6	15.7	31.8
P-SSL-16N	1	48.8	49.2	22.3	42.9

### P-SRSL

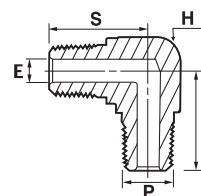
Reducing Street Elbow  
(Female to male NPT)



Part Number	P Pipe Size	P1 Male Pipe Size	L	S	E	H Wrench Flat
P-SRSL- 4-2N	1/4	1/8	29.0	22.4	4.8	17.5
P-SRSL- 6-4N	3/8	1/4	34.5	28.2	7.1	20.6
P-SRSL- 8-4N	1/2	1/4	37.0	30.5	7.1	25.4
P-SRSL- 8-6N	1/2	3/8	37.0	30.5	9.6	25.4
P-SRSL-12-8N	3/4	1/2	46.5	39.6	11.9	31.8
P-SRSL-16-8N	1	1/2	48.8	44.5	11.9	42.9

### P-SML

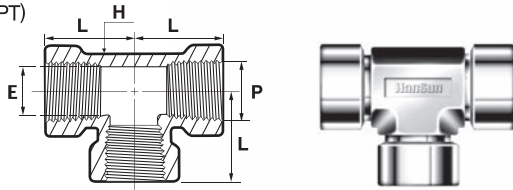
Male Elbow  
(Male NPT both ends)



Part Number	P Pipe Size	S	E	H Wrench Flat
P-SML- 2N	1/8	19.05	4.8	12.7
P-SML- 4N	1/4	24.5	7.1	12.7
P-SML- 6N	3/8	26.9	9.6	17.5
P-SML- 8N	1/2	33.2	11.9	20.6
P-SML-12N	3/4	35.3	15.7	25.4
P-SML-16N	1	44.5	22.3	31.8

### P-ST

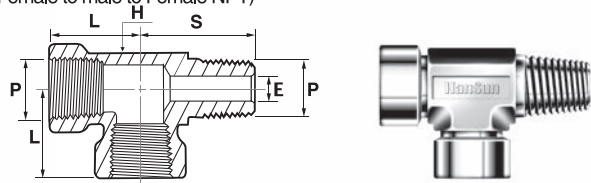
Tee  
(Female NPT)



Part Number	P Pipe Size	L	E	H Wrench Flat
P-ST- 2N	1/8	24.1	8.9	12.7
P-ST- 4N	1/4	29.0	11.7	17.5
P-ST- 6N	3/8	34.5	15.0	20.6
P-ST- 8N	1/2	37.0	18.7	25.4
P-ST-12N	3/4	46.5	23.5	31.8
P-ST-16N	1	48.5	29.7	42.8

### P-SRT

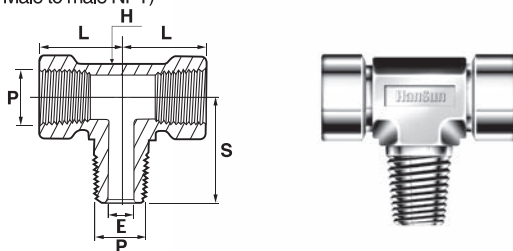
Run Tee  
(Female to male to Female NPT)



Part Number	P Pipe Size	L	S	E	H Wrench Flat
P-SRT- 2N	1/8	24.1	19.6	4.8	12.7
P-SRT- 4N	1/4	29.0	26.5	7.1	17.5
P-SRT- 6N	3/8	34.5	28.2	9.6	20.6
P-SRT- 8N	1/2	37.0	35.3	11.9	25.4
P-SRT-12N	3/4	46.5	39.6	15.7	31.8
P-SRT-16N	1	48.8	49.2	22.3	42.9

### P-SBT

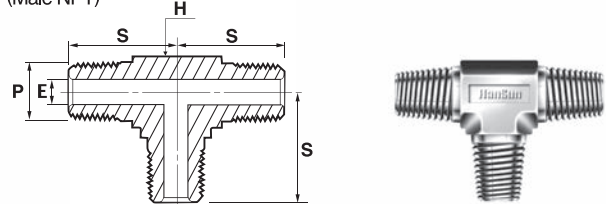
Branch Tee  
(Female to Male to male NPT)



Part Number	P Pipe Size	L	S	E	H Wrench Flat
P-SBT- 2N	1/8	24.1	19.6	4.8	12.7
P-SBT- 4N	1/4	29.0	26.5	7.1	17.5
P-SBT- 6N	3/8	34.5	28.2	9.6	20.6
P-SBT- 8N	1/2	37.0	35.3	11.9	25.4
P-SBT-12N	3/4	46.5	39.6	15.7	31.8
P-SBT-16N	1	48.8	49.2	22.3	42.9

### P-SMT

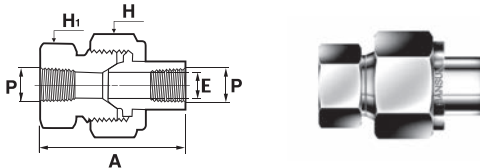
Male Tee  
(Male NPT)



Part Number	P Pipe Size	S	E	H Wrench Flat
P-SMT- 2N	1/8	19.05	4.8	12.7
P-SMT- 4N	1/4	24.5	7.1	12.7
P-SMT- 6N	3/8	26.9	9.6	17.5
P-SMT- 8N	1/2	33.2	11.9	20.6
P-SMT-12N	3/4	35.3	15.7	25.4
P-SMT-16N	1	44.5	22.3	31.8

### P-SUJ

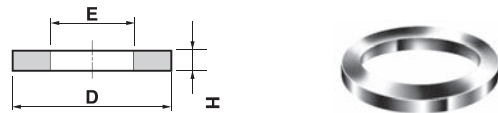
Union Ball Joint  
(Female NPT both ends)



Part Number	P Pipe Size	A	E	H Hex	H1 Hex
P-SUJ- 2N	1/8	45.7	6.9	28.6	23.8
P-SUJ- 4N	1/4	59.4	9.1	34.9	30.2
P-SUJ- 6N	3/8	63.5	13.2	38.1	33.3
P-SUJ- 8N	1/2	68.6	15.7	44.5	41.3
P-SUJ-12N	3/4	79.2	22.4	50.8	47.6
P-SUJ-16N	1	90.4	26.2	63.5	60.3

### SCG

Iso Parallel Gasket



Part Number	P Pipe Size	E	H	D
SCG- 2N	1/8	10.0	2.0	18.0
SCG- 4N	1/4	14.0	2.0	22.0
SCG- 6N	3/8	17.0	2.0	26.0
SCG- 8N	1/2	22.0	2.0	32.0
SCG-12N	3/4	27.0	2.0	38.0
SCG-16N	1	34.0	2.0	42.0

# HANSUN Instrument Weld Fittings

## Features

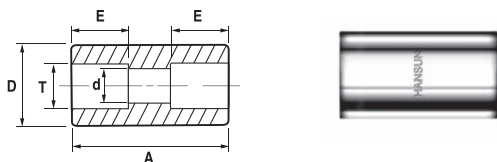
- **HANSUN** instrument weld fittings are designed in accordance with ASME B16.11 welding connections.
- All socket weld ports have a tapered shape at the end that hold tubing properly and consistent alignment.
- Pressure ratings for weld fittings are in accordance with ANSI B31.3 and safety factor 4:1



**HANSUN**

### P-SWFC

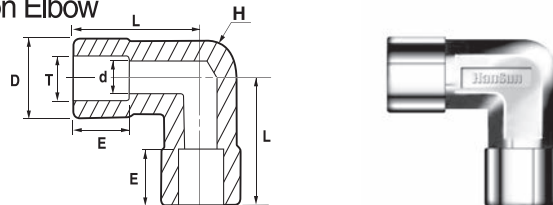
Union



Part Number	T Tube O.D	d	D	E	A	Working psig	Pressure bar
P-SWFC- 4T	1/4	4.6	13.0	7.1	19.0	10,000	689
P-SWFC- 6T	3/8	7.1	15.8	7.9	22.4	7,600	523
P-SWFC- 8T	1/2	10.2	19.0	9.7	26.9	6,200	427
P-SWFC-10T	5/8	12.7	24.0	10.4	30.2	6,400	440
P-SWFC-12T	3/4	15.7	26.9	11.2	33.3	5,500	378
P-SWFC-16T	1	22.1	35.0	15.7	36.6	5,200	358

### P-SWL

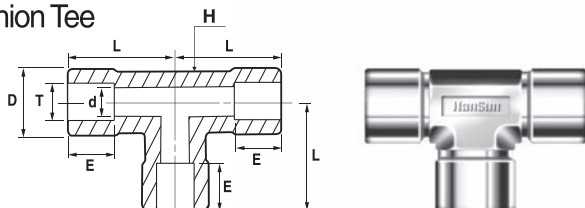
Union Elbow



Part Number	T Tube O.D	d	D	E	H Wrench Flat	L	Working psig	Pressure bar
P-SWLA- 4T	1/4	4.6	13.4	7.1	12.7	21.8	11,300	778
P-SWLA- 6T	3/8	7.1	15.8	7.9	12.7	24.5	8,400	578
P-SWLA- 8T	1/2	10.2	20.6	9.7	17.4	29.0	7,800	537
P-SWLA-10T	5/8	12.7	23.8	10.4	20.6	34.5	6,700	461
P-SWLA-12T	3/4	15.7	28.6	11.2	25.4	37.0	6,700	461
P-SWLA-16T	1	22.1	35.0	15.7	31.8	46.5	6,100	420

### P-SWT

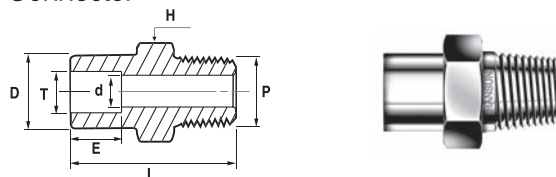
Union Tee



Part Number	T Tube O.D	d	D	E	H Wrench Flat	L	Working psig	Pressure bar
P-SWTA- 2T	1/8	2.3	13.4	2.5	12.7	15.0	11,800	813
P-SWTA- 4T	1/4	4.6	13.4	7.1	12.7	21.8	11,300	778
P-SWTA- 6T	3/8	7.1	15.8	7.9	12.7	24.5	8,400	578
P-SWTA- 8T	1/2	10.2	20.6	9.7	17.4	29.0	7,800	537
P-SWTA-10T	5/8	12.7	23.8	10.4	20.6	34.5	6,700	461
P-SWTA-12T	3/4	15.7	28.6	11.2	25.4	37.0	6,700	461
P-SWTA-16T	1	22.1	35.0	15.7	31.8	46.5	6,100	420

### P-SWMC

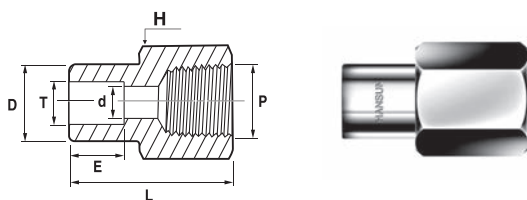
Male Connector



Part Number	T Tube O.D	P-NPT	d	D	E	H Hex	L	Working psig	Pressure bar
P-SSA-4T-2N	1/4	1/4	4.6	12.2	7.1	14.2	29.2	7,500	516
P-SSA-6T-4N	3/8	1/4	7.1	15.3	7.9	15.8	31.8	7,500	516
P-SSA-6T-6N	3/8	3/8	7.1	15.3	7.9	17.4	31.8	7,300	502
P-SSA-6T-8N	3/8	1/2	7.1	15.3	7.9	22.2	37.3	7,200	496
P-SSA-8T-4N	1/2	1/4	7.1	18.5	9.7	19.05	33.3	6,200	427
P-SSA-8T-6N	1/2	3/8	9.4	18.5	9.7	19.05	33.3	6,200	427
P-SSA-8T-8N	1/2	1/2	10.2	18.5	9.7	22.2	38.9	6,200	427

### P-SWFCN

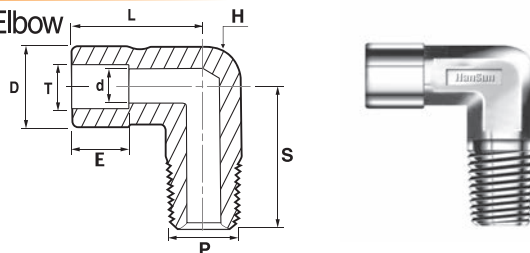
Female Connector



Part Number	T Tube O.D	P-NPT Female Pipe Size	d	D	E	H Hex	L	Working psig	Pressure bar
P-SSB - 2T-2N	1/8	1/8	2.3	7.4	2.5	14.2	21.1	6,100	420
P-SSB - 4T-2N	1/4	1/8	4.6	12.2	7.1	14.2	26.7	6,100	420
P-SSB - 4T-4N	1/4	1/4	4.6	12.2	7.1	19.05	30.0	6,200	427
P-SSB - 6T-4N	3/8	1/4	7.1	15.3	7.9	19.05	31.5	6,200	427
P-SSB - 8T-6N	1/2	3/8	10.2	18.5	9.7	22.2	34.5	5,000	344
P-SSB - 8T-8N	1/2	1/2	10.2	18.5	9.7	26.9	40.4	4,600	316
P-SSB-10T-8N	5/8	1/2	12.7	23.4	10.4	24.9	41.9	4,600	316
P-SSB-12T-12N	3/4	3/4	15.7	26.7	11.2	33.3	43.9	4,300	296

### P-SWML

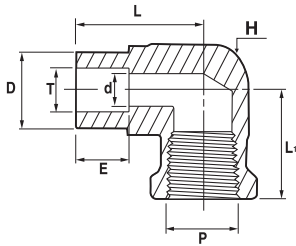
Male Elbow



Part Number	T Tube O.D	P-NPT	d	D	E	H Wrench Flat	L	S	Working psig	Pressure bar
P-SMLSW - 4T-4N	1/4	1/4	4.6	15.8	7.1	12.7	20.1	24.5	7,500	516
P-SMLSW - 6T-4N	3/8	1/4	7.1	15.8	7.9	12.7	24.1	24.5	7,500	516
P-SMLSW - 6T-6N	3/8	3/8	7.1	20.6	7.9	17.4	24.6	29.0	7,300	502
P-SMLSW - 6T-8N	3/8	1/2	7.1	23.8	7.9	20.6	25.9	34.5	7,200	496
P-SMLSW - 8T-8N	1/2	1/2	10.2	23.8	9.7	20.6	27.4	34.5	6,200	427
P-SMLSW-12T-12N	3/4	3/4	15.7	28.6	11.2	25.4	37.0	37.0	6,700	461

### P-SWFL

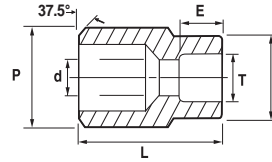
Female Elbow



Part Number	T	P-NPT	d	D	E	H	L	L1	Working psig	Pressure bar
	Tube O.D	Female Pipe Size								
P-SFLSW-4T-4N	1/4	1/4	4.6	12.2	7.1	17.4	22.9	29.7	6,200	427
P-SFLSW-6T-4N	3/8	1/4	7.1	15.3	7.9	17.4	25.1	29.7	7,000	482
P-SFLSW-6T-8N	3/8	1/2	7.1	15.3	7.9	25.4	28.7	37.0	5,400	372
P-SFLSW-8T-8N	1/2	1/2	10.2	18.5	9.7	25.4	30.2	37.0	5,400	372

### P-SWRM

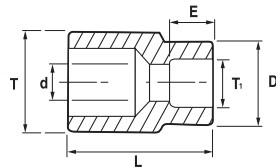
Pipe Weld to Tube Socket Weld



Part Number	P	T	d	D	E	L	Working psig	Pressure bar
	Pipe Size	Tube Socket Size						
P-SWRM-4P-4T	1/4	1/8	4.6	13.7	7.1	22.4	9,600	661
P-SWRM-6P-6T	3/8	3/8	7.1	15.3	7.9	26.2	7,600	523
P-SWRM-6P-8T	3/8	1/2	10.2	18.5	9.7	27.9	6,200	427
P-SWRM-8P-4T	1/2	1/4	4.6	12.2	7.1	28.4	7,300	502
P-SWRM-8P-6T	1/2	3/8	7.1	15.3	7.9	28.4	7,300	502
P-SWRM-8P-8T	1/2	1/2	10.2	18.5	9.7	30.2	6,200	427
P-SWRM-12P-6T	3/4	3/8	7.1	15.3	7.9	38.1	6,200	427
P-SWRM-12P-8T	3/4	1/2	10.2	18.5	9.7	38.1	6,200	427

### P-SWRM

Tube Weld to Tube Socket Weld



Part Number	T	T1	d	D	E	L	Working Pressure	
	Tube O.D	Tube Socket Size					psig	bar
P-SWRM - 4T - 2T	1/4	1/8	2.3	7.4	2.5	14.2	11,800	813
P-SWRM - 6T - 4T	3/8	1/4	4.6	12.2	7.1	19.1	7,700	530
P-SWRM - 8T - 4T	1/2	1/4	4.6	18.2	7.1	22.4	7,000	482
P-SWRM - 8T - 6T	1/2	3/8	8.1	15.7	7.9	22.4	7,000	482
P-SWRM - 12T - 8T	3/4	1/2	10.2	18.5	9.7	28.4	5,900	406
P-SWRM - 16T - 8T	1	1/2	10.2	18.5	9.7	35.1	5,600	344



27 Noksansandan361-ro, Gangseo-gu  
(Songjeong-dong), Busan, Korea

Tel : +82-51-899-6700, Fax : +82-51-899-6799

E-Mail : [overseas@ehansun.co.kr](mailto:overseas@ehansun.co.kr)

[sales@ehansun.co.kr](mailto:sales@ehansun.co.kr)

Website : [www.ehansun.co.kr](http://www.ehansun.co.kr), [www.slok.co.kr](http://www.slok.co.kr)